
Express Way Solar LED Street Light 120W



Express Way Solar LED Street Light 120W

THOR Series T12

THOR Solar led street light is an ideal model to be installed on high poles like 10m 12m 14m etc. It is the King among solar street lights on aspect of lumens and battery backup. Wireless intelligent system and hybrid type are available.

Lighting Parameter	120W 15800lm
Battery Capacity	24V 1680WH
Solar Panel(Min)	360W 36V
Apply to Height of Pole	8~14M
Warranty	3 Years

APPLICATIONS:

- * Airport Lighting
- * Express Way (High Way) Lighting
- * Public Square Lighting
- * Coastal Areas & Jetties

* Car Parks Lighting

* Rural & Remote Area Lighting

* Any Road With High Pole Lighting

Key Advantages:

PERFECT FOR HIGH POLE LIGHTING 8~14M POLES

THOR is the latest model of solar high power solar street light, it adopts the same concept of ALL-IN-TWO that put every components inside of light body except solar panel.

The max battery capacity is reaching 12V 180AH with NCM battery or 12.8V 97.2AH with LifePO4 battery. It is the first real high power solar model on market.

Comparing with normal All in one solar street light 100W 120W. THOR is too powerful to compete with all in one. THOR has great advance on lumens output, backup time for autonomy, max 36V solar panel, What's more, THOR is using aluminium die casting as fixture body. It reaches IK10 standards. THOR is your best choice for your solar street light projects.

Product Specification:

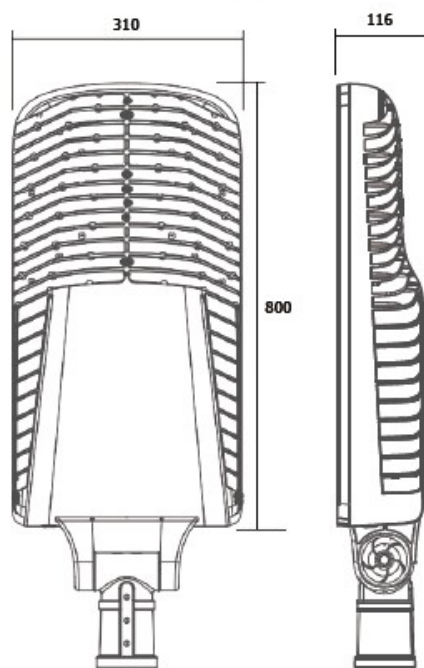
Model No.	T6 (7800lm)	T7 (8800lm)	T8 (10800lm)	T9 (11800lm)	T10 (13800lm)	T12 (15800lm)
Fixture IP	IP67	IP67	IP67	IP67	IP67	IP67
Materials	Aluminium Die Casting					
LED Power	60W	70W	80W	90W	100W	120W
LED Type	Lumileds SMD3030 248Pcs					
Luminous Flux	7800lm	8800lm	10800lm	11800lm	12800lm	15800lm
Beam angle	145*83 Degrees					
Color Temp.	4000K/5000K/6000K Optional					
CRI	>81					
Max Extended Battery Capacity	2160WH 24V	2160WH 24V	2160WH 24V	2160WH 24V	2160WH 24V	2160WH 24V
Charge Time	5 Hours					
Discharge Time	>24 Hours					
Control System	Programmable MPPT Controller / Hybrid Controller / Wireless Intelligent Control					
Control Method	Automatic dusk to dawn / Time Control / Manual ON-OFF					
Lighting Modes	100% Continuous lighting / Energy saving / Customized modes.					
Solar Panel(Mono)	120W 36V	150W 36V	200W 36V	250W 36V	280W 36V	300W 36V
Cylinder PV(Optional)	300W(3*Q100)	300W(3*Q100)	420W(3*Q140)	420W(3*Q140)	560W(4*Q140)	560W(4*Q140)
Post Height(Optional)	6~10 Meters	6~10 Meters	8~12 Meters	8~12 Meters	8~14 Meters	8~14 Meters
N.W./Light	15.80KG	15.80KG	20.35KG	20.35KG	20.35KG	20.35KG
G.W./Light	16.30KG	16.30KG	21.60KG	21.60KG	21.60KG	21.60KG
Product Size(mm)	800*310*116	800*310*116	800*310*116	800*310*116	800*310*116	800*310*116
CTN Size(mm)	930*400*220	930*400*220	930*400*220	930*400*220	930*400*220	930*400*220
Working Temp.	-20 °C ~ +65 °C					

THOR Series All In Two Solar LED Street Light

Internal Structure



Light Head Dimention

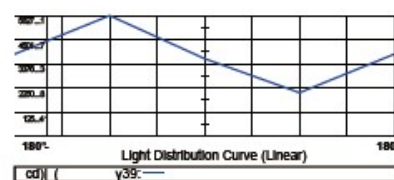
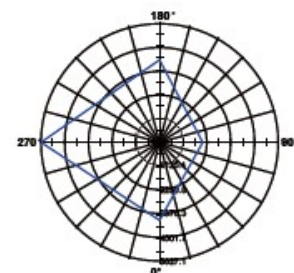
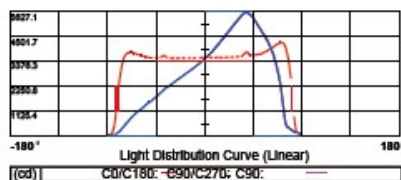
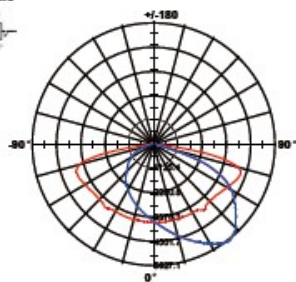


Unit :mm

Light Performance

Light Distribution Curve [Unit: cd]

Max Plane Light Distribution Curve [Unit: c



Product link : <https://www.sinolsolar.com/express-way-solar-led-street-light-120w.html>